

**DT37**  
SPYDER HYBRID+



**DT121**  
SPYDER HYBRID+

**celo**  
industry

AREA  
COLLAUDO A.P.

## STANDARD EQUIPMENT

Self loading Spyder, max loading height 4' 7"	Sistema di autocaricamento, altezza max di caricamento 1400 mm
110/220V Power supply to the basket	Alimentazione elettrica 110/220V al cesto
Acoustic warning from the basket	Avviso acustico dal cesto
All function radio control	Radiocomando
Blinking lights on outriggers	Luci intermittenti sugli stabilizzatori
Basket - Aluminium 6'7" x 2'8" x 3'7" (max load 992 lbs)	Cesto - Alluminio estensibile 2000x800x1100 mm (portata max 450 kg)
Double telescopic booms	Doppio braccio telescopico
Easy to access battery	Batteria di facile accesso
Electronic controlled tilt alarm/sensor	Allarme/sensore di inclinazione a controllo elettronico
Emergency hand pump	Pompa a mano di emergenza
Flanged lock valves on cylinders	Valvole di blocco flangiate sui cilindri
Fully compensated hydraulic system with high pressure filtering system	Impianto idraulico interamente compensato con sistema di filtraggio ad alta pressione
Fully electronic proportional hydraulic controls driven by CAN-bus system	Comandi idraulici proporzionali completamente elettronici azionati da sistema CAN-bus
Heated lithium battery	Batteria al litio riscaldata
Hour counter	Contaore
Multi-axial level	Livella multiassiale
Outrigger interlocks	Interblocchi stabilizzatori
Outrigger pads	Piastre per stabilizzatori
Painting: Blue, White or Black	Verniciatura: Blu, Bianco o Nero
Rear oriented boom position	Posizione del braccio orientata all'indietro
Self leveling platform	Piattaforma autolivellante
Start/Stop engine from the basket	Comando avvio/arresto motore al cesto

## OPTIONS & ACCESSORIES

Air/water connection line between basket and turntable (max pressure 100 bar)	Connesione aria/acqua tra cesto e torretta (pressione max 100 bar)
Anti-debris brushes for boom protection	Spazzole nei bracci
Automatic stabilization device	Stabilizzazione automatica
Basket - Aluminium Extendable 6'7"/7'10"x2'8"x3'7" (max load 945 lbs)	Cesto - Alluminio estensibile 2000/2400x800x1100 mm (portata max 430 kg)
Basket - Fiberglass 2'8"x2'x3'7" (max load 264 lbs)	Cesto - Vetrosesina 800x600x1100 mm (portata max 120 kg)
Basket - Fiberglass 4'x2'x3'7" (max load 617 lbs)	Cesto - Vetrosesina 1200x620x1100 mm (portata max 280 kg)
Customized stickers with customer logo	Scritte adesive personalizzate
Dead man pedal in the basket	Pedale uomo morto al cesto
Fixed intercom system ground/basket	Impianto interfonico fisso terra/cesto
Hoist hook (max load 1047 lbs)	Gancio di sollevamento (portata max 475 kg)
Material handling equipment with foldable sides 4'x2'4"x1'8"/8'x3'10"x2" (max load 936 lbs)	Attrezzatura di carico materiali con sponde abbattibili 1200x700x550/2430x1166x50 mm (portata max 425 kg)
One-click auto closing function	Dispositivo di chiusura automatica
One-click auto opening function	Dispositivo di apertura automatica
Radio controlled electric winch (max load 992 lbs)	Argano elettrico (portata max 450 kg)
Remote management and diagnostic software (CRSS)	Software per la gestione della macchina da remoto (CRSS)
Safety harness	Imbracatura di sicurezza
Special painting	Verniciatura speciale
Ultrasonic collision guard	Protezione antiurto ad ultrasuoni
White non-marking tracks	Cingoli bianchi antitraccia

## UNIQUE CELA SPYDER DT37 HYBRID+ FEATURES

110/220V Power supply to the basket through battery energy recovery system while engine is off (optional)

Hydraulically controlled outrigger deployment system (optional)

Self-leveling traversing track system

Stabilization controlled by radio control

Three cylinder diesel Kohler water cooled engine coupled with a heated lithium battery (compliant to EU STAGE 5 Non-Road Machinery Regulations for European Market)

Double power source choice - fully electric or dual

Alimentazione elettrica 110 / 220V al cesto tramite sistema di recupero dell'energia della batteria a motore spento (opzionale)

Sistema di dispiegamento idraulico degli stabilizzatori (opzionale)

Sistema di binari traslanti autolivellanti

Stabilizzazione controllata da radiocomando

Motore Kohler tre cilindri diesel raffreddato ad acqua accoppiato con una batteria al litio riscaldata (conforme allo EU STAGE 5 delle Non-Road Machinery Regulations per il mercato europeo)

Sceita della doppia fonte di alimentazione - completamente elettrica o duale (Diesel + elettrica)

## MEASUREMENTS

	<i>metric</i>	<i>US</i>
<b>A</b> Platform length	2000 mm	6 ft 7 in
<b>B</b> Platform width	800 mm	2 ft 7 in
<b>C</b> Height - stowed	2000 mm	6 ft 7 in
<b>D</b> Length - no basket	7530 mm	24 ft 8 in
<b>E</b> Width - no basket	1500 mm	5 ft
<b>F</b> Ground clearance for self-loading max	1400 mm	4 ft 7 in
<b>G</b> Length - outrigger footprint stowed	5800 mm	19 ft
<b>G</b> Length - outrigger footprint	7200 mm	23 ft 7 in
<b>H</b> Width - outrigger footprint stowed	3400 mm	11 ft 2 in
<b>H</b> Width - outrigger footprint	5200 mm	17 ft
<b>I</b> Outrigger leveling capability min	10°	18%
<b>J</b> Outrigger leveling capability max	18°	33%
<b>K</b> Automatic lateral gradeability	20°	37%
<b>L</b> Attack angle	20°	37%
<b>M</b> Departure angle	15°	27%

## WEIGHT

	<i>metric</i>	<i>US</i>
Weight CE	7900 kg	17416 lbs

## PERFORMANCE

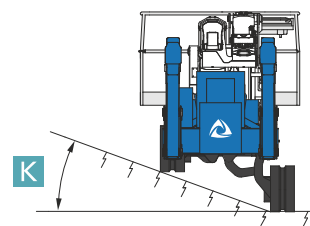
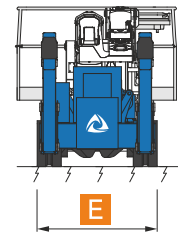
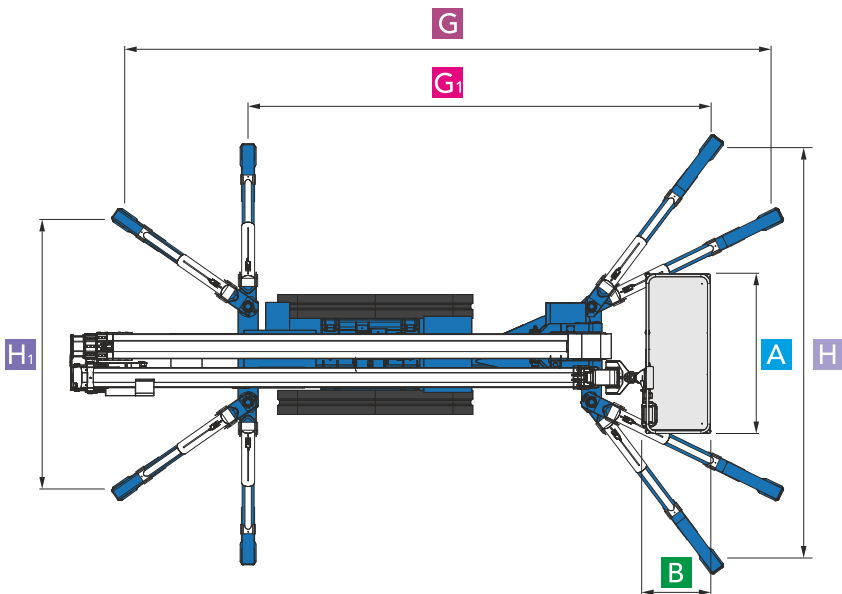
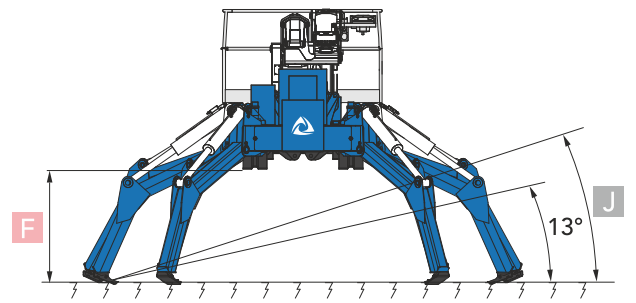
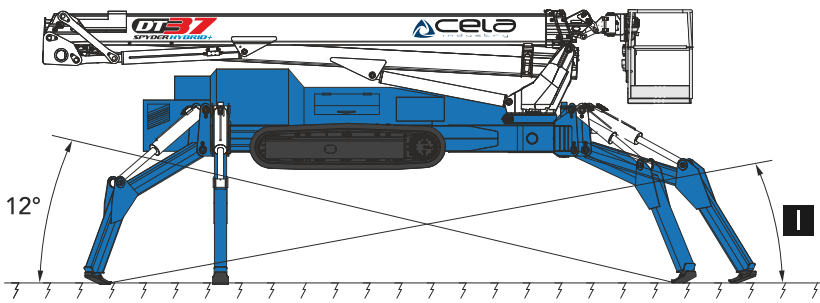
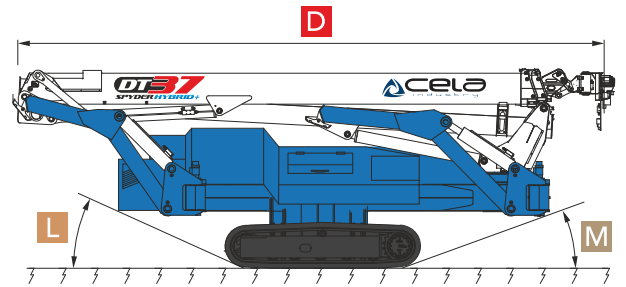
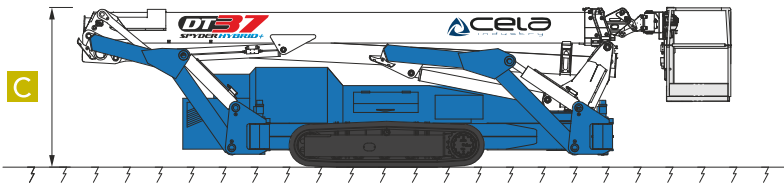
	<i>metric</i>	<i>US</i>
Working height	37 m	121 ft 5 in
Platform height	35 m	115 ft
Horizontal outreach	19 m	62 ft 4 in
Up and over clearance	19 m	62 ft 4 in
Negative work (below ground level)	-8,5 m	-28 ft
Lift capacity - standard	450 kg	992 lbs
Lift capacity - rotating platform	450 kg	992 lbs
Platform rotation	90° + 90°	90° + 90°
Turntable rotation	360°	360°
AC power to platform	standard	standard
Slope angle	20°	37%
Size of outrigger plate	200 x 300 mm	1' x 1.2"

## STANDARD COMPLIANCE

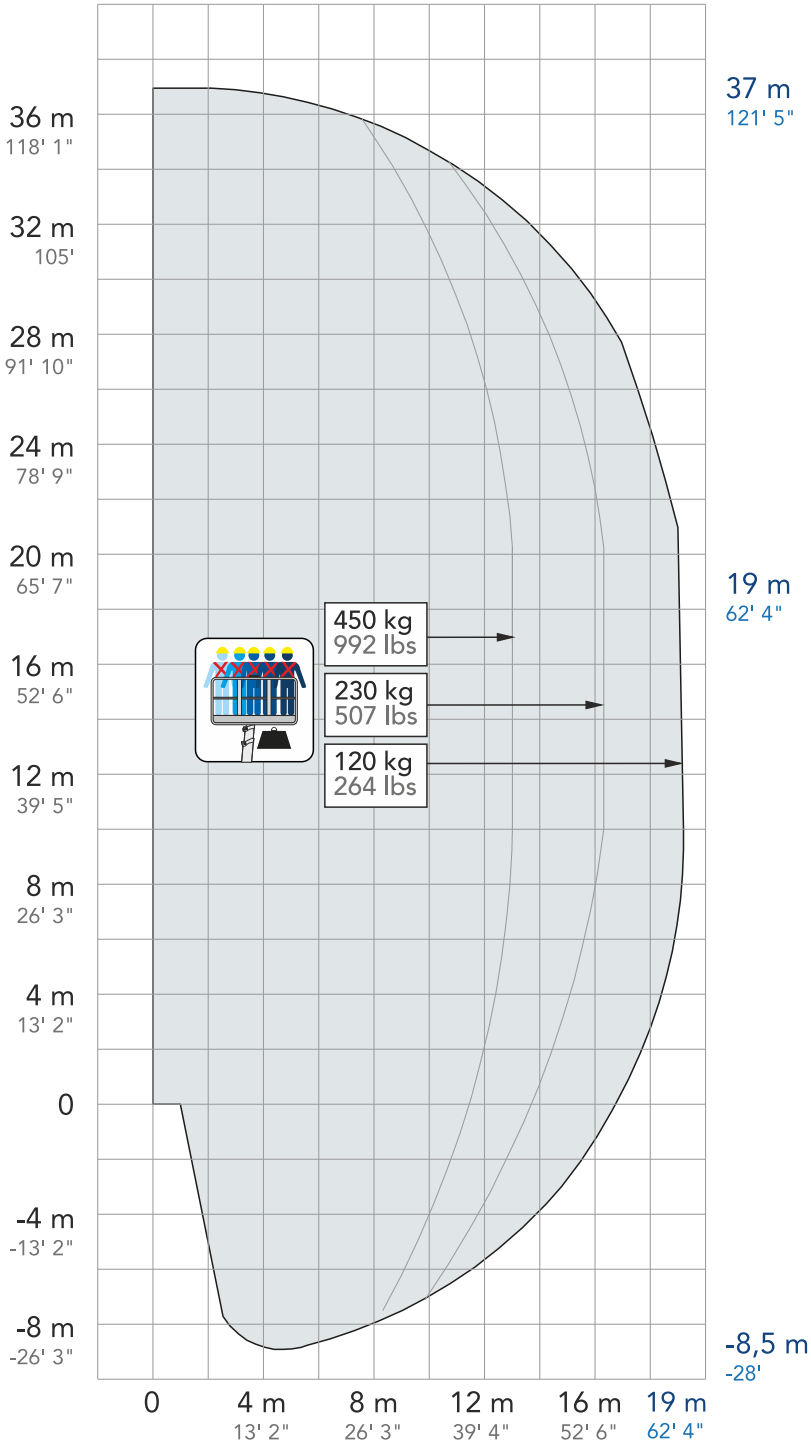
UNI EN 280

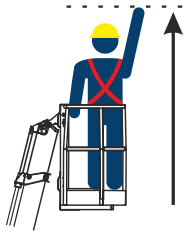
Crane certification (EN 12999 standard certified)

CE

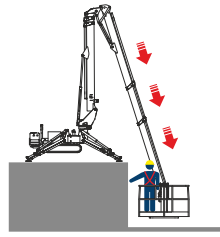


360° CONTINUOS

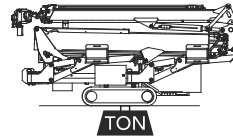




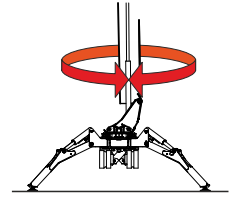
37,00 m



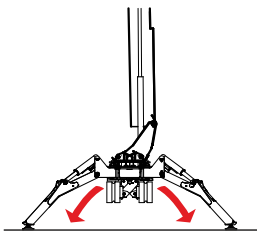
- 8,50 m



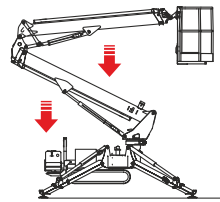
7,90 T



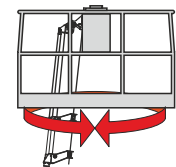
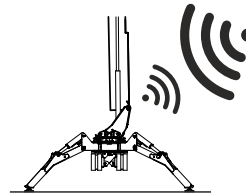
360°



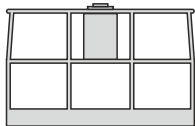
AUTO



AUTO



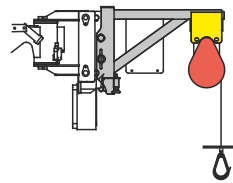
90° + 90°



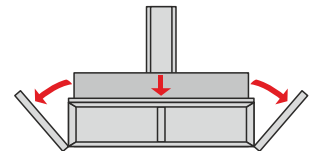
450 KG



475 KG



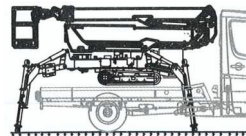
450 KG




425 KG




ELECTRONIC  
+ RADIO



SELF-LOADING



FIBERGLASS  
CAGE



NO FAP/  
NO AFTERTREATMENT  
SYSTEM