

DT TRUCK 22



DT TRUCK 72

DOTAZIONE STANDARD

Barre paraciclisti
Cesto - Alluminio 1400x700x1100 mm, portata max 230 kg
Comando avvio/arresto motore dal cesto
Comando dal cesto per segnalatore acustico
Connessione elettrica 230V nel cesto
Contaore
Controllo anticollisione tra bracci e cabina del veicolo
Dispositivo di stabilizzazione automatica
Impianto idraulico a filtraggio differenziato con filtri ad alta efficienza
Livella multiassiale
Luci intermittenti sugli stabilizzatori
Operatività completamente elettronica
Pompa di emergenza manuale
Rotazione cesto $\pm 90^\circ$
Rotazione torretta 1440°
Schermo CAN-bus 3.5" in cabina
Sistema di controllo via CAN-bus
Teleassistenza remota in tempo reale (CRSS)
Traverse posteriori estensibili idraulicamente
Valvole di blocco flangiate sui cilindri
Verniciatura - Braccio telescopico: Blu RAL 5013 o Bianco RAL 9010
Verniciatura - Cilindri, parte aerea and pistoni: Bianco RAL 9010
Verniciatura - Telaio: Blu RAL 5013 o Nero

STANDARD EQUIPMENT

Anti cyclist protection bars
Cage – Aluminium 4'7"x2'4"x3'7", max load 507 lbs
Start/Stop engine from the cage
Acoustic warning from the cage
110/120V electric connection in the cage
Hour counter
Boom and truck cabin anti-collision device
Automatic stabilization device
Fully compensated hydraulic system with high pressure filtering system
Multi-axial level
Blinking lights on outriggers
Fully electronically operated
Emergency hand pump
Cage rotation $\pm 90^\circ$
Turret rotation 1440°
Display CAN-bus 3.5" on the cab
CAN-bus control system
Remote management and diagnostic software (CRSS)
Rear beams automatic hydraulic exit
Flanged lock valves on cylinders
Painting - Telescopic booms: Blue RAL 5013 or White RAL 9010
Painting - Cylinders, turret and pistons: White RAL 9010
Painting - Mainframe: Blue RAL 5013 or Black



ACCESSORI DISPONIBILI

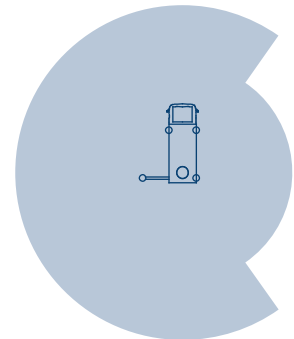
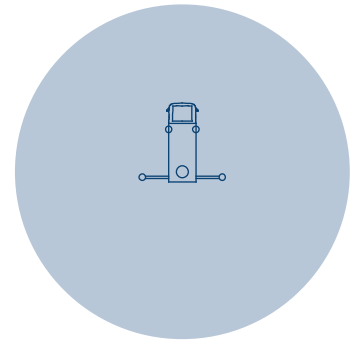
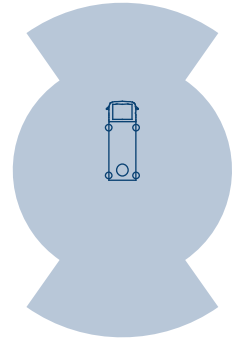
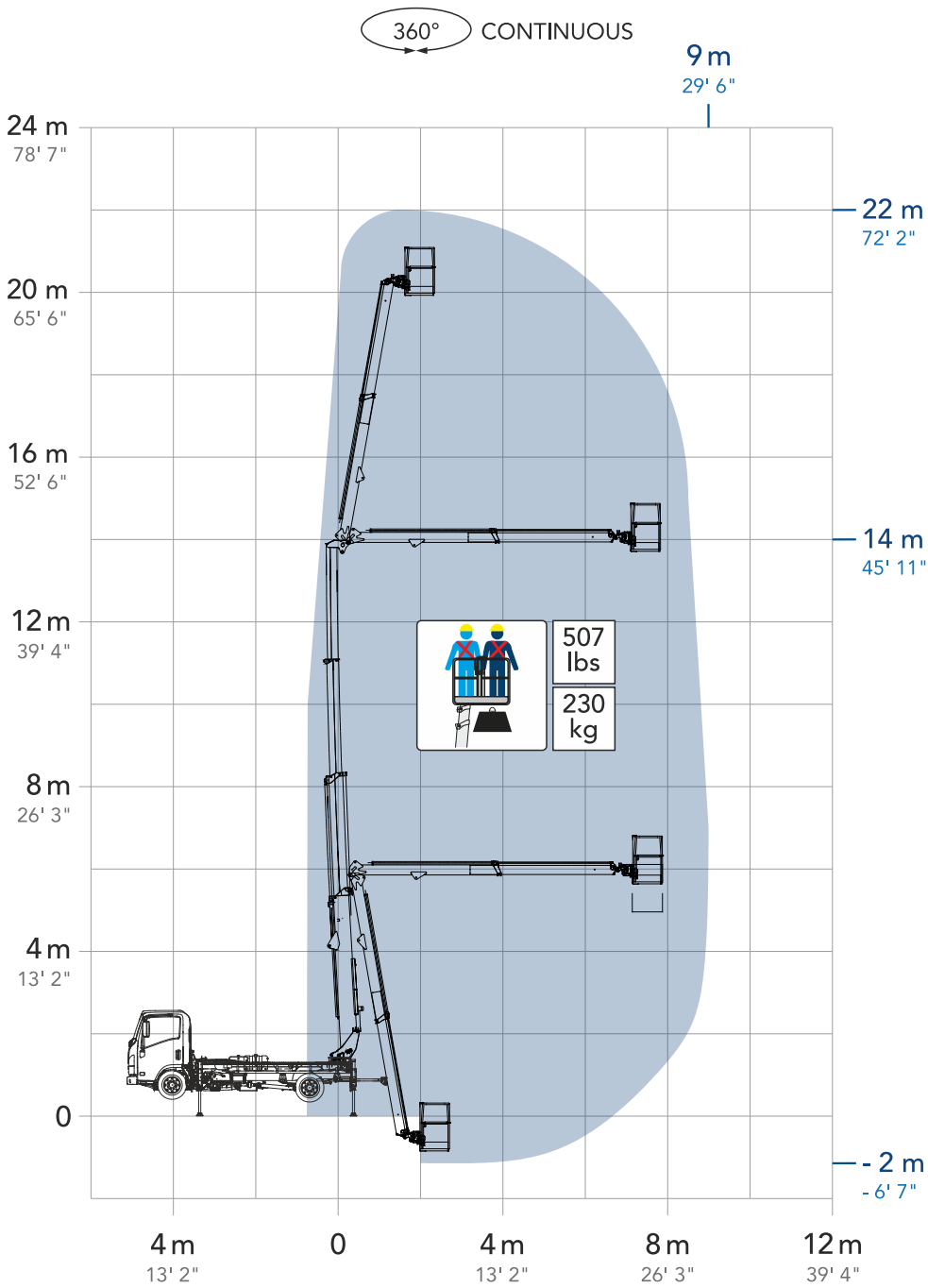
Argano elettrico, portata massima 230 kg
Camion con guida a destra
Camion diverso da veicolo standard
Cassetta degli attrezzi
Carica batteria per autocarri
Cesto - Alluminio 700/700x1100 mm, portata massima 120 kg
Cesto - Alluminio 1800/700x1100 mm, portata massima 230 kg
Cesto - Vetroresina 800x600x1100 mm, portata massima 120 kg
Cesto - Vetroresina 1200x620x1100 mm, portata massima 200 kg
Cesto - Carico materiali con sponde abbattibili 1400x700x550/2430x1166x50 mm, portata massima 200 kg
Comandi di stabilizzazione dal cesto
Connessione aria/acqua tra cesto e torretta, pressione max 100 bar
Dispositivo anti-collisione a protezione del cesto con tecnologia sonar
Dispositivo di chiusura automatica
Dispositivo di apertura automatica
Elettropompa monofase con caricabatteria tampone
Filocomando a terra da 5 m
Gancio di sollevamento, portata massima 260 kg
Imbracatura di sicurezza
Interruttore magnetotermico di protezione sulla linea elettrica
Linea cesto con spine/prese 110V (extra USA)
Pedale uomo morto al cesto (extra USA)
Piastre di appoggio a terra con relativo porta piastre
Radiatore olio idraulico
Radiocomando
Radiocomando nel cesto + postazione fissa a terra
Rotolampada magnetica
Software per la gestione della macchina da remoto
Spazzole nei bracci
Stabilizzatori maggiorati (700 mm) con piastre in legno
Verniciatura speciale - Telaio
Verniciatura speciale - Parte aerea, cilindri e stabilizzatori

STANDARD COMPLIANCE

ANSI 92.20
UNI EN 280
CSA B354.6
CE
Crane certification (EN 12999 standard certified)

OPTIONS & ACCESSORIES

Electric winch, max load 507 lbs
Right hand drive truck
Mounting on different truck
Tool box
Truck battery charger
Cage - Aluminium 2'4"x2'4"x3'7", max load 265 lbs
Cage - Aluminium 5'11"x2'4"x3'7", max load 507 lbs
Cage - Fiberglass 2'7"x2'x3'7", max load 265 lbs
Cage - Fiberglass 3'11"x2'x3'7", max load 441 lbs
Cage - Material handling with collapsible sides 4'7"x2'4"x1'10"/7'12"x3'10"x1'8", max load 441 lbs
Stabilization from the cage
Air/Water connection between cage and turret, max pressure 100 bar
Ultrasonic anti-trap cage protection device
One-click auto-closing function
One-click auto-opening function
Mono-phase electro pump with its buffer battery charger
16' length wired controller, control at ground
Hoist Hook, max load 573 lbs
Safety harness
Circuit breaker in the cage
Basket line with 110V plugs/sockets (extra USA)
Dead man pedal in the cage (extra USA)
Outrigger pads along with corresponding pad holder
Hydraulic oil radiator
All function radio control
Magnetic xenon beacon
Remote management software
Anti-debris brushes on booms
Aluminium side walls
Extended stroke outriggers (2'3") with wooden pads
Special painting - Mainframe
Special painting - Upper part, cylinders and outriggers



depending on chassis

DIMENSIONI

A	Lunghezza cesto	1400 mm
B	Profondità cesto	700 mm
C	Altezza della macchina	2245 mm
D	Lunghezza della piattaforma	6040 mm
E	Lunghezza totale	6640 mm
F	Larghezza della macchina	2050 mm
G	Estensione totale stabilizzatore	975 mm

* le misure variano in base al telaio

DIMENSIONS

Cage length	4 ft 7 in
Cage width	2 ft 4 in
Height	7 ft 5 in
Platform length	19 ft 9 in
Overall length	21 ft 9 in
Width	6 ft 9 in
Full stabilizer extension	3 ft 2 in

* measurements depend on chassis

PRESTAZIONI

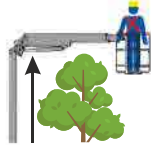
Altezza di lavoro	22 m
Sbraccio laterale	9 m
Punto di scavalco	14 m
Lavoro negativo	- 2 m
PTT minimo	3,5 T

PERFORMANCE

Working height	72 ft 2 in
Horizontal outreach	29 ft 6 in
Up and over clearance	45 ft 11 in
Negative work (below ground level)	- 6 ft 7 in
Minimum GVW	7716 lbs




22,00 m
72 ft 2 in



14,00 m
45 ft 11 in



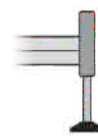
260 kg
573 lbs



- 2,00 m
- 6 ft 7 in



230 kg
507 lbs



H+H



20,00 m
65 ft 6 in



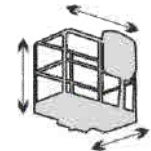
1440°



90°+90°



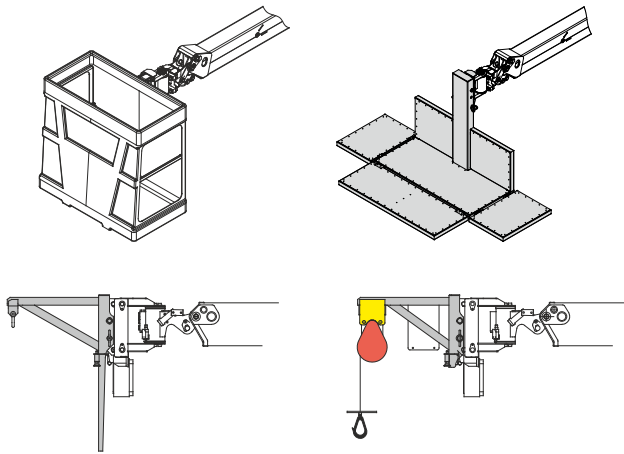
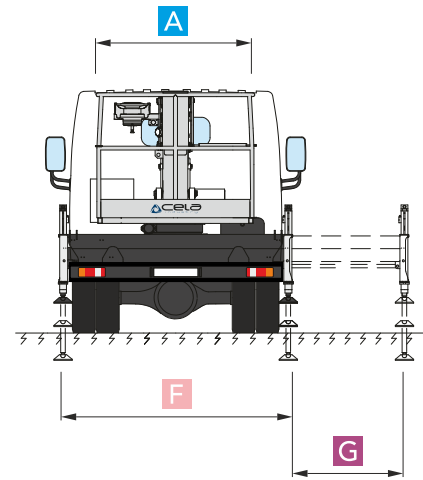
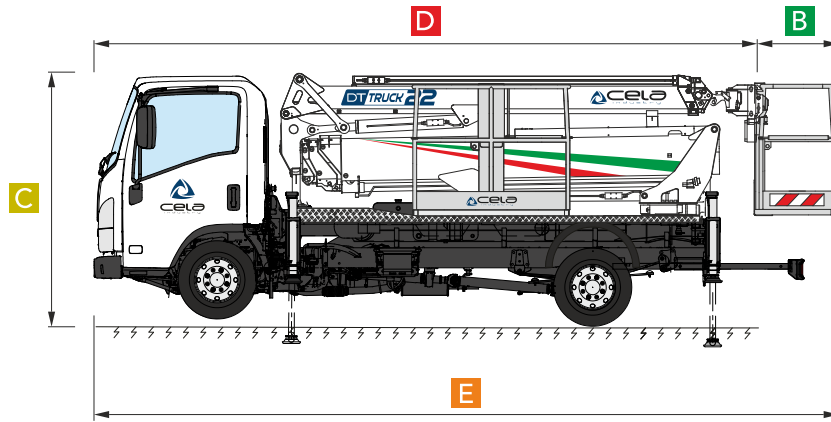
9,00 m
29 ft 6 in



ALUMINIUM
1,4X0,7X1,1
4'7"X2'4"X3'7"



ELECTRONIC



Multipurpose lifting options

Diagram illustrating various lifting configurations and a 30-degree angle indicator.

Sbarco in quota autorizzato
Authorized exit at height

Diagram showing a worker on a platform at height.

Come un ascensore
Like an elevator

Diagram showing a worker on a platform moving vertically like an elevator.

Auto chiusura
Self-closing

Diagram showing the truck's arm and platform closing automatically.

Auto stabilizzazione
Automatic stabilization

Diagram showing the truck's automatic stabilization system.

Siamo i più forti
We are the strongest

230 kg
507 lbs

260 kg
573 lbs

Diagram showing the truck's lifting capacity.

Sempre al tuo fianco
Always by your side

Diagram showing the truck's proximity sensor and communication system.

Ti spianiamo la strada
We level the road for you

9,5%

Diagram showing the truck's leveling system on a 9.5% incline.